



LED UFO NSF HIGH BAY

► **DESIGN** - NSF LED UFO HIGH BAY features an easy-to-clean, smooth dust-proof surface with a watertight seal that can withstand frequent wash downs and is built with safety and sanitation in mind. Corrosion-resistant aluminum housing provides excellent heat dissipation. Comes with a 6.5ft cord to make the installation process easier. It is designed to operate on 120-277V or 277-480V circuits with a 0-10V dimmable driver.

► Surge protection 6kV protects the fixture from voltage spikes and current surges.

► IP69K rating provides protection against ingress of dust and high temperature, high pressure water.

► **NSF** - Certified by the National Sanitation Foundation as safe for food service processing facilities that require a higher level of sanitation.

► **ADVANTAGES** - With calculated lifespan up to 132,000 hours, these fixtures are made to last decades under normal operation! ASD provides a 5-year limited warranty along with UL and DLC Premium certifications to guarantee top quality products and safety!

Catalog number	
Notes	
Type	



Model	Watts	Voltage	Dimmable	Lumens	CCT	Finish	Dimensions (LxWxH)	Cord
ASD-UHB2-FS-150D50	150W	120-277 V	0-10 V	21,900 lm	5,000 K	White	17-1/16" x 17-1/16" x 7-11/16"	6.5 ft
ASD-UHB2-FS-200D50	200W	120-277 V	0-10 V	29,200 lm	5,000 K	White	17-1/16" x 17-1/16" x 7-11/16"	6.5 ft
UHB2HV-FS HIGH VOLTAGE								
ASD-UHB2HV-FS-150D50	150W	277-480 V	0-10 V	21,900 lm	5,000 K	White	17-1/16" x 17-1/16" x 7-11/16"	6.5 ft
ASD-UHB2HV-FS-200D50	200W	277-480 V	0-10 V	29,200 lm	5,000 K	White	17-1/16" x 17-1/16" x 7-11/16"	6.5 ft

ORDERING INFORMATION

Model	Pcs. per carton	Carton size	Carton weight	GTIN 14
ASD-UHB2-FS-150D50	1	18.7" x 18.7" x 7.5"	15.7 lbs	810050734424
ASD-UHB2-FS-200D50	1	18.7" x 18.7" x 7.5"	17.9 lbs	810050734431
UHB2HV-FS HIGH VOLTAGE				
ASD-UHB2HV-FS-150D50	1	18.7" x 18.7" x 7.5"	16.1 lbs	810050737388
ASD-UHB2HV-FS-200D50	1	18.7" x 18.7" x 7.5"	19.2 lbs	810050737395

ACCESSORIES:

Model	Description	UPC	Pcs. per carton	Carton size	Carton weight	GTIN 14
BLD-RM40R	Battery back-up kit 40W	810050738507	4	23.6" x 13.8" x 7.9"	31.3 lbs	20810050738501
RN1	Remote test switch for battery back-up	810050735223	20	5.9" x 8.5" x 4.5"	2.4 lbs	10810050735220

For most up-to-date spec sheets please refer to asd-lighting.com

ASD LIGHTING CORP

E-mail: orders@asd-lighting.com | Web site: www.asd-lighting.com






LED UFO NSF HIGH BAY

PRODUCT SPECIFICATIONS:

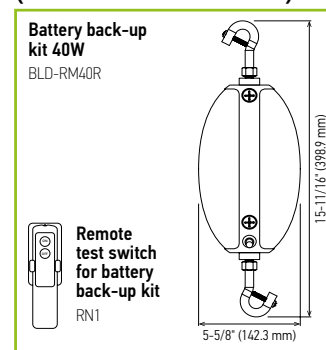
Construction & Materials				
Housing	Die cast aluminum			
Finish	White			
Weight	ASD-UHB2-FS-150D50	13.7 lbs (6.2 kg)	ASD-UHB2HV-FS-150D50	14.3 lbs (6.5 kg)
	ASD-UHB2-FS-200D50	15.9 lbs (7.2 kg)	ASD-UHB2HV-FS-200D50	17.2 lbs (7.8 kg)
Environmental system				
Work environment	ASD-UHB2-FS-150D50	Suitable for Wet Locations, IP65/69K	ASD-UHB2HV-FS-150D50	Suitable for Wet Locations, IP66/69K
	ASD-UHB2-FS-200D50		ASD-UHB2HV-FS-200D50	
Operating temperature	-40°F to 113°F (-40°C to 45°C)			
L-70 Life	R > 60,000 hrs; C > 132,000 hrs			
Optical system				
Luminous flux	ASD-UHB2-FS-150D50	21,900 lm	ASD-UHB2HV-FS-150D50	21,900 lm
	ASD-UHB2-FS-200D50	29,200 lm	ASD-UHB2HV-FS-200D50	29,200 lm
Color temperature	5,000 K			
CRI	> 80			
Electrical system				
Input voltage	Regular voltage: 120-277 V			
	High voltage: 277-480 V			
Max input current	ASD-UHB2-FS-150D50	1.25 A	ASD-UHB2HV-FS-150D50	1.6 A
	ASD-UHB2-FS-200D50	2.4 A	ASD-UHB2HV-FS-200D50	1.8 A
Inrush current (Action time)	ASD-UHB2-FS-150D50	130 A (1 S)	ASD-UHB2HV-FS-150D50	50 A (0.5 S)
	ASD-UHB2-FS-200D50		ASD-UHB2HV-FS-200D50	
Off state power	0W			
Power consumption	ASD-UHB2-FS-150D50	150W	ASD-UHB2HV-FS-150D50	150W
	ASD-UHB2-FS-200D50	200W	ASD-UHB2HV-FS-200D50	200W
Power factor	> 0.9			
Output voltage	ASD-UHB2-FS-150D50	180-260 V	ASD-UHB2HV-FS-150D50	22-56 V
	ASD-UHB2-FS-200D50		ASD-UHB2HV-FS-200D50	
Max output current	ASD-UHB2-FS-150D50	0.6 A	ASD-UHB2HV-FS-150D50	2.79 A
	ASD-UHB2-FS-200D50	0.9 A	ASD-UHB2HV-FS-200D50	3.71 A
Surge protection DM/CM	ASD-UHB2-FS-150D50	4 kV / 6 kV	ASD-UHB2HV-FS-150D50	6 kV / 10 kV
	ASD-UHB2-FS-200D50		ASD-UHB2HV-FS-200D50	
Dimming compatible controls				
Brand	Ltech	Lutron	Leviton	Rab
Models	E610P	NFTV	ZS057-DOZ	LCLC3/D10
Regular and voluntary certifications				
5-year limited warranty				
DesignLights Consortium (DLC) listed (Classification: Premium)				
Main: Indoor luminaires; General application: High-bay;				
Primary use: High-bay luminaires for commercial and industrial buildings				
UL listed E473804				
cETLus certified 4010110 (for model ASD-UHB-FS-100D50-PRM)				
National Sanitation Foundation				

PACKAGE CONTENTS:

Description	Q-ty
LED UFO NSF High Bay	1
Mounting ring (A)	1
Box	1



ACCESSORIES (SOLD SEPARATELY):



ACCESSORY COMPATIBILITY LIST:

Accessories	Battery back-up kit 40W BLD-RM40R
Models	
ASD-UHB-FS-100D50-PRM	●
ASD-UHB2-FS-150D50	●
ASD-UHB2-FS-200D50	●
ASD-UHB2HV-FS-150D50	
ASD-UHB2HV-FS-200D50	

For most up-to-date spec sheets please refer to asd-lighting.com



LED UFO NSF HIGH BAY

BATTERY BACK-UP KIT INFORMATION

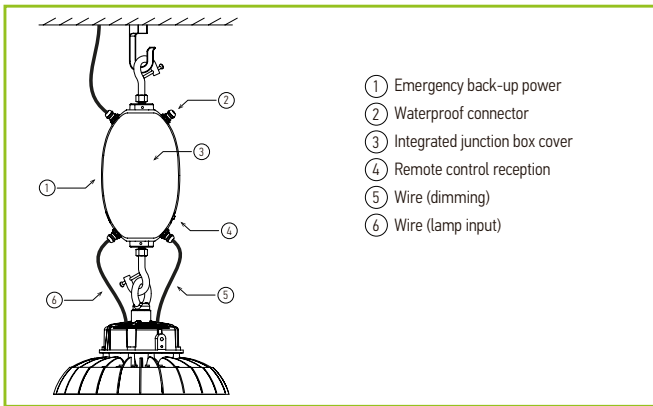
BLD-RM40R sold separately:

BLD-RM40R listed for field and factory installation, provides constant power output to the load during emergency mode operation. They maintain illumination in emergency mode for a minimum of 90 minutes. It is an ideal emergency solution for UFO LED highbay lights.



- ▶ Universal input range
- ▶ Works with AC/DC Motion sensors
- ▶ Field and factory installation
- ▶ IP65 for dry, damp and wet location
- ▶ 40W & 90 mins durable emergency operating time
- ▶ Surge L-N: 3KV; L&N-PE: 3KV
- ▶ Protection: over-voltage, short-circuit, over-load, open-circuit
- ▶ Li-ion safety batteries
- ▶ Link to the input of LED drivers
- ▶ Remote test via handheld control
- ▶ Self-diagnostic every month and year
- ▶ 5-year warranty from manufacture date
- ▶ Remote control (sold separately)

For more information please see the cut sheet from the package.



Specifications	Model: BLD-RM40R
Input voltage	100-347 V
Input current	≤ 200 mA
Input power	max 15W
Standby input power	< 0.8W (finished charging)
Maximum standby time between recharges	6 months
Driver type	Constant power
Output power (Emergency mode)	40W
Output voltage range	≤ 170 Vdc
Lumens	6,000 lm
Maximum load power	300W (when dimming to a minimum, the power needs to be less than 36W)
Peak output power (Emergency mode)	100W (lasts for 10 seconds)
Number of output channels	1 channel
RFI/EMI	FCC part 15 class B
Output type	LED class 1
Battery type	Li-ion
Battery capacity available	2600 mAh (96 WH)
Battery recharge time	24 hours
Battery discharge time	90 min
Maximum lighting fixture weight	44.1 lbs (20 kg)
Self-diagnostic test system	In the normal charging mode, the system performs a self-diagnostic test every 30 days, the system switches to emergency mode for 30S, and then automatically switches back to the normal charging mode. In the normal charging mode, the system switches to emergency mode every 360 days (after 11 Monthly self-diagnostic test) and works until the end of discharge. Automatically switches back to normal charging mode after discharge.
Ambient operating temperature range	-32°F to 122°F (0°C to 50°C)
Service life	50,000 hours
Input surge protection	2 kV
Protections	Battery over discharge protection Output short circuit protection
Approvals/class	RoHS, UL924 listed, CEC title 20 Dry, Wet Locations

REMOTE TEST SWITCH

RN1 sold separately:

- ▶ Press the ON button to switch battery to the back-up mode. The indicator light will turn off and fixture will decrease light output.
- ▶ Press OFF to switch the fixture to normal operation mode.



For most up-to-date spec sheets please refer to asd-lighting.com



LED UFO NSF HIGH BAY

INSTALLATION GUIDE

IMPORTANT SAFETY INFORMATION:

Please read all the instructions below before installation.

- ▶ Make sure that the supply voltage corresponds to the rated product voltage.
- ▶ The product must be installed by a qualified electrician in accordance with the National Electrical Code and corresponding local codes.
- ▶ If the product is damaged, do not use it.

⚠ WARNING

RISK OF PERSONAL INJURY – READ and follow all WARNINGS and installation instructions.

Keep or give to the owner for future reference.

Risk of cuts: Wear gloves to prevent cuts or abrasions when removing from carton, handling, installing, and maintaining this product.

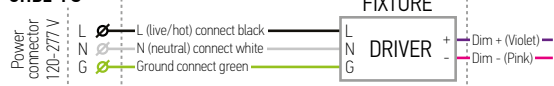
Risk of electric shock: This product must be installed in accordance with the applicable installation code by a person familiar with the construction and operation of the product and the hazards involved.

Risk of Fire: Minimum 194°F supply conductors. Consult a qualified electrician to ensure correct branch circuit conductor.

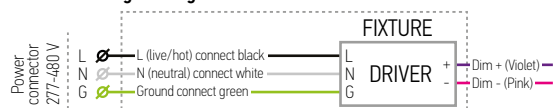
ASD® assumes no responsibility for claims arising out of improper or careless installation or handling of this product.

ELECTRICAL SCHEMATIC DIAGRAM:

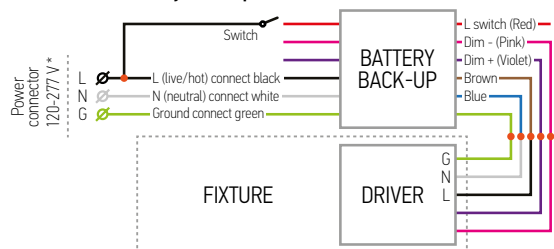
UHB2-FS



UHB2HV-FS high voltage

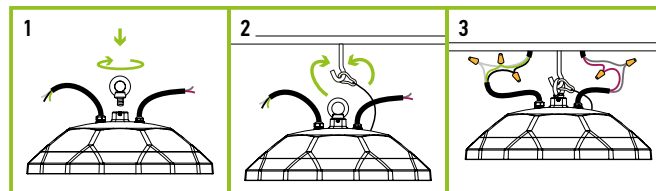


UHB2-FS with battery back-up kit



INSTALLATION STEPS:

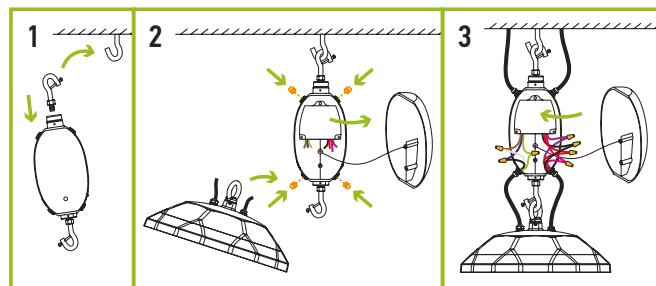
1. Screw the mounting ring into the top of the fixture.
2. Hang the fixture from the ceiling or other surface using a hook or chain (not provided).
3. Connect the wires: Black to Black, White to White, Green to Green. If you are not using the dimming wires cap them off but not together.



BATTERY BACK-UP KIT INSTALLATION

BLD-RM40R sold separately:

1. Install the G-hook to the top thread hole of the battery back-up and secure with the screw. Attach the battery back-up with G-hook to the ceiling hook.
2. Loosen the screw on the enclosed hook on the bottom of the emergency back-up, attach the ring on the fixture to the hook and tighten screw back. Open the cover and remove the plastic covers and install the five waterproof connectors.
3. Pull all wires through the waterproof connectors into the chamber of emergency driver. Connect wires: Brown, Blue, Green with AC input wires of the fixture. Connect dimming wires Purple and Pink with LED driver input dimming wires. Connect Black, White and Red wires of the battery back-up with AC main Power cord. Secure connection with wire nuts and lock up the cover of junction box.



For most up-to-date spec sheets please refer to asd-lighting.com