



KT-LED18PSHID-E26-8XX-D /G4


HID REPLACEMENT LED LAMP

DESCRIPTION

18W HID Replacement LED Lamp | Power Select | 80 CRI | IP64



LAMP TYPE: HID Replacement LED
BASE TYPE: E26 (Medium)
SELECTABLE WATTAGE: 18W, 12W, 9W
COLOR TEMPERATURE: 3000K, 4000K, 5000K
METAL HALIDE EQUIVALENT: 70W
COLOR RENDERING INDEX (CRI): > 80
WARRANTY: 5 Years



PRODUCT FEATURES

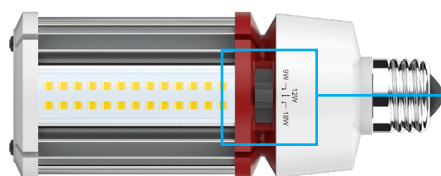
- Replacement for conventional metal halide lamp
- Environmentally friendly: No mercury used
- Instant startup
- Integral driver eliminates the need for external driver or ballast; includes 4kV surge protection
- Not for use with standard dimmers; see instructions
- 50,000+ hour lifetime
- Operating temperature: -30°C/-22°F to 45°C/113°F
- Suitable for use in fully enclosed fixtures
- Minimum lamp compartment dimensions: 6.0" x 6.0" x 6.4"
- UL listed
- IP64 rated; integrated heat sink quickly dissipates heat and guides water intrusion out of the lamp

Lamp does not meet CEC T20 requirements. Not to be sold or offered for sale in California, except when sold wholesale in California for final retail sale outside the state.


ELECTRICAL AND PERFORMANCE SPECIFICATIONS

Keystone Catalog Number	Input Voltage	Selectable Power	CCT	Lumens	Efficacy	Base Type	CRI	PF
KT-LED18PSHID-E26-830-D /G4	120-277V	18W	3000K	2430	135 lm/W	E26	> 80	≥90
		12W		1620	135 lm/W			
		9W		1215	135 lm/W			
KT-LED18PSHID-E26-840-D /G4	120-277V	18W	4000K	2520	140 lm/W	E26	> 80	≥90
		12W		1680	140 lm/W			
		9W		1260	140 lm/W			
KT-LED18PSHID-E26-850-D /G4	120-277V	18W	5000K	2610	145 lm/W	E26	> 80	≥90
		12W		1740	145 lm/W			
		9W		1305	145 lm/W			

SELECTABILITY



Power Select Switch

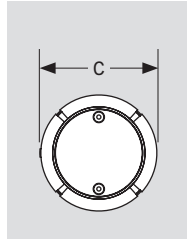
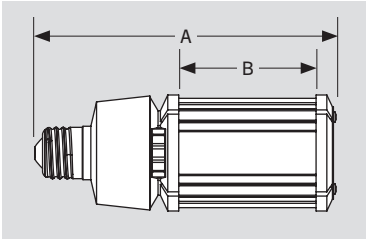




KT-LED18PSHID-E26-8XX-D /G4

HID REPLACEMENT LED LAMP

PHYSICAL CHARACTERISTICS



LAMP DIMENSIONS

A (Body Length)	6.00"
B (Illuminated Length)	3.13"
C (Diameter)	2.32"

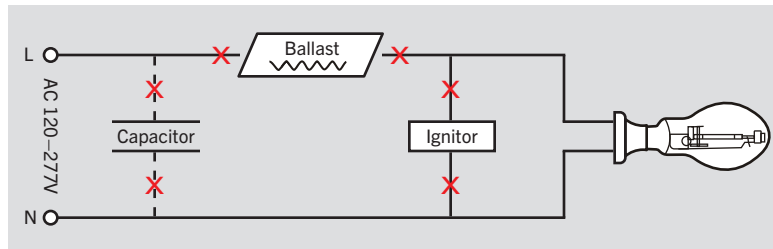
BASE TYPE: E26 (Medium)

WIRING INSTRUCTIONS

STEP 1


Disconnect power. Disconnect and remove existing ballast, capacitor, and/or ignitor (where applicable) from fixture.

Note: Follow all federal and local regulations when disposing of lamps and removed components.




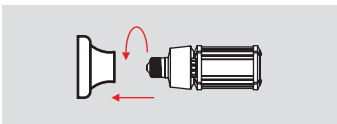
STEP 2

Rewire for line voltage to the lamp socket.



STEP 3

Install new LED replacement lamp. Ensure lamp is operating properly when power is turned on.





KT-LED18PSHID-E26-8XX-D /G4

HID REPLACEMENT LED LAMP

ORDERING INFORMATION

ORDER CODE	PACK QTY.	UPC	EASY CODE
KT-LED18PSHID-E26-830-D /G4	16	843654138121	QGY-82
KT-LED18PSHID-E26-840-D /G4	16	843654138138	ERU-18
KT-LED18PSHID-E26-850-D /G4	16	843654138145	CKR-15

CATALOG NUMBER BREAKDOWN

KT-LED18PSHID-E26-8XX-D /G4

1 2 3 4 5 6 7 8 9 10

- 1 Keystone Technologies
- 2 LED Lamp
- 3 Wattage
- 4 Power Select
- 5 Lamp Type
- 6 Base Type
- 7 80 CRI
- 8 Color Temperature
- 9 Direct Drive
- 10 Fourth Generation