



# KT-LED22PSHID-E26-8XX-D /G4


## HID REPLACEMENT LED LAMP

**DESCRIPTION**

22W HID Replacement LED Lamp | Power Select | 80 CRI | IP64



<b>LAMP TYPE:</b> HID Replacement LED
<b>BASE TYPE:</b> E26 (Medium)
<b>SELECTABLE WATTAGE:</b> 22W, 18W, 12W
<b>COLOR TEMPERATURE:</b> 3000K, 4000K, 5000K
<b>METAL HALIDE EQUIVALENT:</b> 70W/100W
<b>COLOR RENDERING INDEX (CRI):</b> >80
<b>WARRANTY:</b> 5 Years



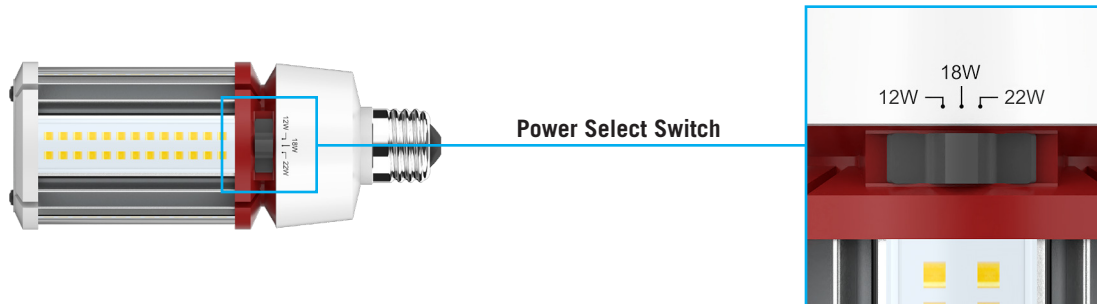
**PRODUCT FEATURES**

- Replacement for conventional metal halide lamp
- Environmentally friendly: No mercury used
- Instant startup
- Integral driver eliminates the need for external driver or ballast; includes 4kV surge protection
- Not for use with standard dimmers; see instructions
- 50,000+ hour lifetime
- Operating temperature: -30°C/-22°F to 45°C/113°F
- Suitable for use in fully enclosed fixtures
- Minimum lamp compartment dimensions: 6.0" x 6.0" x 6.4"
- UL listed
- IP64 rated; integrated heat sink quickly dissipates heat and guides water intrusion out of the lamp

**ELECTRICAL AND PERFORMANCE SPECIFICATIONS**

Keystone Catalog Number	Input Voltage	Selectable Power	CCT	Lumens	Efficacy	Base Type	CRI	PF
KT-LED22PSHID-E26-830-D /G4	120-277V	22W	3000K	2970	135 lm/W	E26	>80	≥90
		18W		2430	135 lm/W			
		12W		1620	135 lm/W			
KT-LED22PSHID-E26-840-D /G4	120-277V	22W	4000K	3080	140 lm/W	E26	>80	≥90
		18W		2520	140 lm/W			
		12W		1680	140 lm/W			
KT-LED22PSHID-E26-850-D /G4	120-277V	22W	5000K	3190	145 lm/W	E26	>80	≥90
		18W		2610	145 lm/W			
		12W		1740	145 lm/W			

**SELECTABILITY**

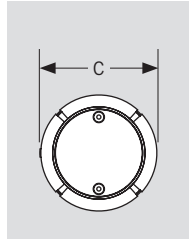
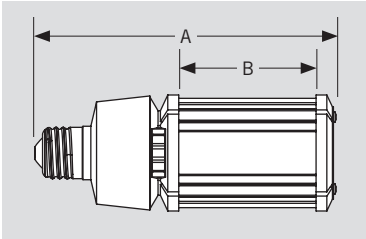




# KT-LED22PSHID-E26-8XX-D /G4

## HID REPLACEMENT LED LAMP

### PHYSICAL CHARACTERISTICS



### LAMP DIMENSIONS

A (Body Length)	6.00"
B (Illuminated Length)	3.13"
C (Diameter)	2.32"

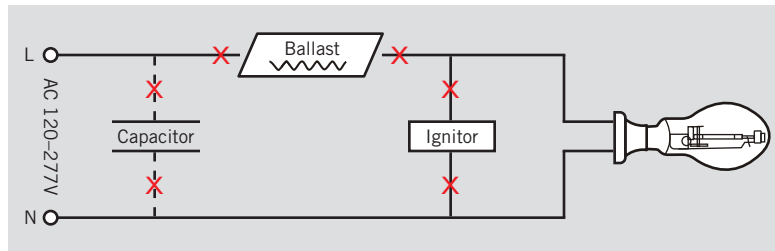
**BASE TYPE:** E26 (Medium)

### WIRING INSTRUCTIONS

#### STEP 1


**Disconnect power.** Disconnect and remove existing ballast, capacitor, and/or ignitor (where applicable) from fixture.

*Note:* Follow all federal and local regulations when disposing of lamps and removed components.




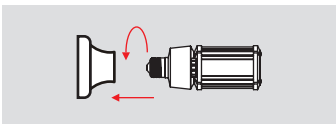
#### STEP 2

Rewire for line voltage to the lamp socket.



#### STEP 3

Install new LED replacement lamp. Ensure lamp is operating properly when power is turned on.





# KT-LED22PSHID-E26-8XX-D /G4

## HID REPLACEMENT LED LAMP

**ORDERING INFORMATION**

ORDER CODE	PACK QTY.	UPC	EASY CODE
KT-LED22PSHID-E26-830-D /G4	16	843654138459	JJE-52
KT-LED22PSHID-E26-840-D /G4	16	843654138466	VLN-62
KT-LED22PSHID-E26-850-D /G4	16	843654138473	QTL-09

**CATALOG NUMBER BREAKDOWN**

# KT-LED22PSHID-E26-8XX-D /G4

1
2
3
4
5
6
7
8
9
10

- 1 Keystone Technologies
- 2 LED Lamp
- 3 Wattage
- 4 Power Select
- 5 Lamp Type
- 6 Base Type
- 7 80 CRI
- 8 Color Temperature
- 9 Direct Drive
- 10 Fourth Generation