



KT-SHLED40-48-840 /G2

LED SHOP LIGHT



DESCRIPTION

4' LED Shop Light, 2 Lamp Design, Complete Fixture



RoHS Compliant

5 YEAR WARRANTY

APPLICATION

Used for indoor applications in place of fluorescent shop lights, surface-mount, and/or strip fixtures.

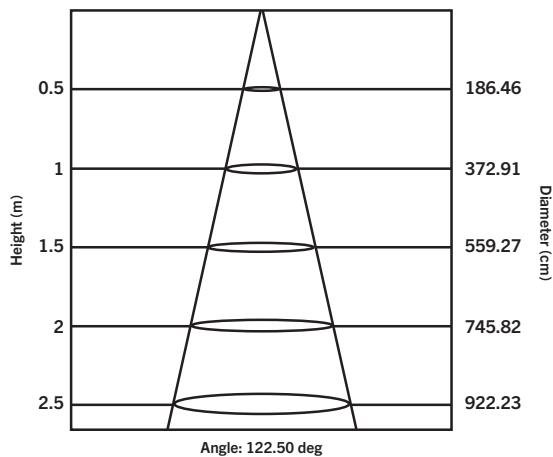
PRODUCT FEATURES

- 4000 Lumens, Using Only 40 Watts of Power
- 4000K (Bright White), >80CRI
- Installs in Minutes (Includes Mounting Hardware)
- Linkable From End to End (Max of 5 Fixtures)
- On-Off Pull Chain
- ETL Listed, ROHS
- 5 Year Warranty

PERFORMANCE SPECIFICATIONS

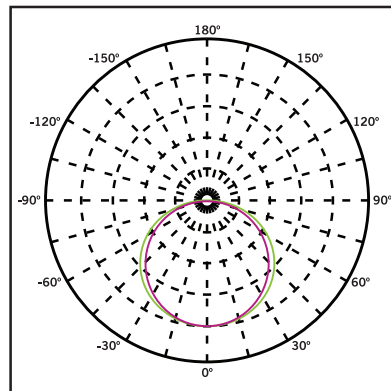
Input Voltage	Power Consumption	Color Temperature	Lumen Output	CRI	Power Factor
120V	40W	4000K	4000lm	>80	>0.9

OPERATING SPECIFICATIONS



Note: The curves indicate the illuminated area and the average illumination when the luminaire is at different distances.

POLAR CANDELA DISTRIBUTION






KT-SHLED40-48-840 /G2

LED SHOP LIGHT

PHYSICAL SPECIFICATIONS



ORDERING INFORMATION

ORDER CODE	PACK QTY.	UPC	Easy Code
KT-SHLED40-48-840 /G2	1	89094901349	LHE-40

CATALOG NUMBER BREAKDOWN

KT-SHLED40-48-840 /G2

1
2
3
4
5
6
7
8

- 1** Keystone Technologies Sensor
- 2** Shop Light
- 3** LED Lamp
- 4** Wattage
- 5** Nominal Length (Inches)
- 6** 800 Series
- 7** Color Temp.
- 8** 2nd Generation