



CASCADE LED WALL PACK With Photocell

PID: SL923WPG3



APPLICATIONS

Building Exterior
Storage areas
Parking Garages
Man doors

SPECIFICATIONS

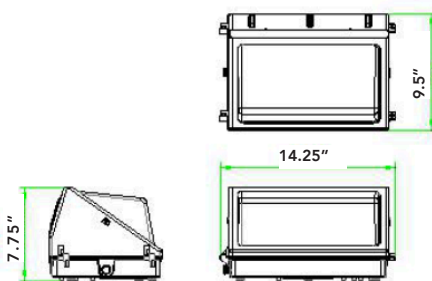
- **Construction:** Aluminum heat sink; LUMILEDS LED Chips; Glass Lens, finished with an outdoor powder coating
- **Operating Temperature:** -40°F to 104°F (-40°C to 40°C)
- **Energy Data:** Driver 100-277V SU or 277-480V HV; THD <20%; Power factor >.90
- **Mounting:** Wall mount or Junction box
- **Certifications:** DLC Premium; UL Certified; IP65; LM79/IES tested
- **Additional:** Comes with photocell
- **Warranty:** 50,000 hour rated life/5 year warranty

PRODUCT DETAILS

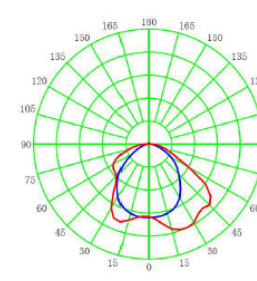
Watts	Lumens	Kelvin	Voltage	Amps	Dimming	Beam Angle	CRI
30W	4200	5000K	100-277	0.35A	N/A	120°	>80
50W	7100		100-277	0.52A	N/A		
80W	11600		100-277	0.64A	0-10V/PWM/VR		
	11520		277-480	2.3A			
100W	14300		100-277	0.8A			
120W	17160		100-277	0.94A			
	17040	277-480	2.75A				

DIAGRAM

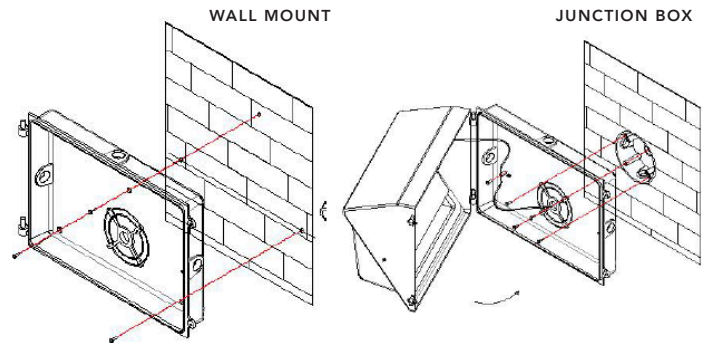
WPG3 50W-80W



PHOTOMETRY



MOUNTING OPTIONS



ORDER EXAMPLE: SL923WPG3 - 80W - SU - 50K - D - P

PRODUCT ID WATTAGE: 30W, 50W, 80W, 100W, 120W SU=STANDARD VOLTAGE WHV= HIGH VOLTAGE KELVIN TEMPERATURE: 50K DIMMING PHOTOCELL

1. CCT range complies with ANSI C78.377-2008
2. Rated average life based on engineering testing and probability analysis
3. Lifetime test consistent with IESNA LM80 lumen maintenance procedure