


## LED 140W/58W SAFETY CRANE LIGHT

PID: SL930SAF



### SPECIFICATIONS

- **Construction:** Aluminum Alloy; CREE LED Chips; Surge Protection; Aluminum housing heat sink; Red or Blue color options; Horizontal or Spot light; Driver: 150W - 24V (sold separate)
- **Operating Temperature:** -40°F to 185°F (-40°C to 85°C)
- **Energy Data:** Power Factor >.90
- **Mounting:** Yoke; Stainless Steel Bracket; 10' Cable
- **Certifications:** UL Listed; IP67
- **Rated Life:** 30,000 hours
- **Warranty:** 2 years

### APPLICATIONS

SIGNALS DANGER ZONES  
 HAZARDOUS WORK AREAS  
 CONSTRUCTION SITES

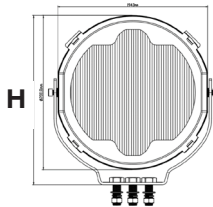
**REDUCES ACCIDENTS  
 IN HAZARDOUS AREAS**

### PRODUCT DETAILS

Product	Input	Lumens
140W Blue	9-32VDC	11,666
140W Red	9-32VDC	11,666



### PRODUCT DIMENSIONS

Length	Height
11.8"	12"



### INSTALLATION HEIGHT AND BEAM LENGTH

Installed Height	16'	32'	49'
Horizontal Beam Length	13.7'	31.5'	49.2'
Horizontal Beam Width	2.1'	3.6'	4.9'
Spot Beam Diameter	2.1'	3.9'	



**ORDER EXAMPLE:** SL930SAF — 140W — SU — BLUE

PRODUCT ID      WATTAGE:      SU=100-277V      BLUE  
 140W=140W/58W      RED

**ORDER EXAMPLE:** SLDR — 150W — 24V — D

DRIVER ID      WATTAGE:      VOLTS= 24V      DIMMING  
 150W