



Applications:

Suitable for commercial, retail and institutional applications including gymnasiums, factories and warehouses.

Features

- Sealed die-casting profile for indoor and outdoor applications.
- Voltage is 120-277V&347-480V.
- 1-10V dimming standard for a dimming range of 100% to 10%.
- Superior colour rendition index compared to HPS.
- Increase energy saving with bi-level motion sensor.
- Optional emergency battery to serve in accidental situation.
- Replacing 250W MH and 400W MH.
- Operating temperature is -40°C to 55°C (-40°F to 131°F).
- Hook mount, pendant mount and surface mount available.
- UL/cUL and DLC standard qualified.




140W&180W

U bracket is optional



67W&97W



PERFORMANCE DATA

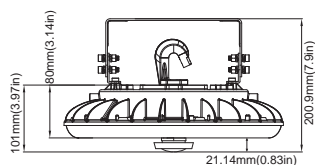
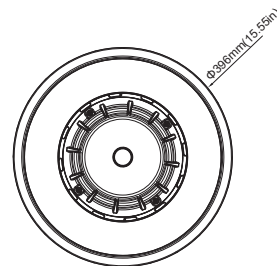
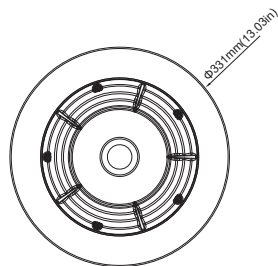
SYSTEM WATTS	PHOTOMETRY	VOLTAGE	4000K(70CRI)		5000K(70CRI)	
			LUMENS	LPW	LUMENS	LPW
67W	High Bay	120-277VAC	9350lm	140lm/W	9400lm	140lm/W
97W	High Bay	120-277VAC	13600lm	140lm/W	13700lm	141lm/W
140W	High Bay	120-277VAC/347-480V	18900lm	135lm/W	19100lm	136lm/W
180W	High Bay	120-277VAC/347-480V	23500lm	131lm/W	24500lm	136lm/W

ELECTRICAL DATA

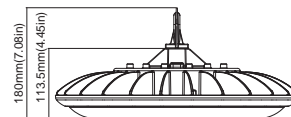
Number Of Drivers	Driver Current (mA)	Nominal Power (W)	INPUT VOLTAGE (V)	CURRENT (Amps)
1	1750	67	120	0.56
		67	208	0.32
		67	240	0.28
		67	277	0.24
1	2500	97	120	0.81
		97	208	0.47
		97	240	0.40
		97	277	0.35
2	3500	140	120	1.17
		140	208	0.67
		140	240	0.58
		140	277	0.51
	3700	140	347	0.40
		140	480	0.29
2	4540	180	120	1.50
		180	208	0.87
		180	240	0.75
		180	277	0.65
		180	347	0.52
		180	480	0.38

DIMENSION

unit: inch/mm



67W&97W

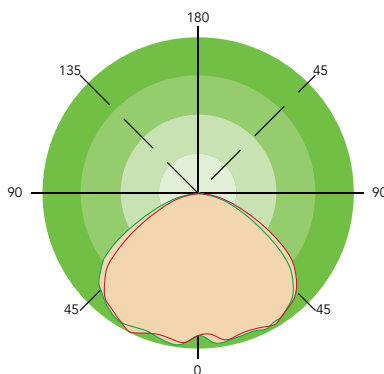


140W&180W

Net weight:
 67W: 5.710lbs
 97W: 5.952lbs
 140W: 9.220lbs
 180W: 9.480lbs

PHOTOMETRICS

General



ORDERING GUIDE Example: MHB0267W27V50KWM

Fixture Type	Wattage	Voltage	CCT	Finish	Sensor (Option)	Backup Battery (Option)	Internal Code
<input type="text"/>	<input type="text"/>	<input type="text"/>	<input type="text"/>	<input type="text"/>	<input type="text"/>	<input type="text"/>	<input type="text"/>
MHB02 High Bay Series	67 67W 97 97W 140 140W 180 180W	27V 120-277V 48V 347-480V	40K 4000K 50K 5000K	D Dark Bronze B Black W White	M With Sensor Blank Without Sensor	B Emergency Battery Blank Without Emergency Battery	Blank Alphanumeric

Note: 1. 67W and 97W are limited to 120-277V input only.
2. Emergency Battery only optional for 120-277V.

DLC Model NO.

SYSTEM WATTS	VOLTAGE	CCT	DLC NO.	DLC Classification
67W	120-277V	4000	MHB0267W27V40K[D,B,W][Blank,M][Blank,B][Blank,0-9,A-Z,a-z]	standard
		5000	MHB0267W27V50K[D,B,W][Blank,M][Blank,B][Blank,0-9,A-Z,a-z]	standard
97W	120-277V	4000	MHB0297W27V40K[D,B,W][Blank,M][Blank,B][Blank,0-9,A-Z,a-z]	standard
		5000	MHB0297W27V50K[D,B,W][Blank,M][Blank,B][Blank,0-9,A-Z,a-z]	standard
140W	120-277V	4000	MHB02140W27V40K[D,B,W][Blank,M][Blank,B][Blank,0-9,A-Z,a-z]	standard
		5000	MHB02140W27V50K[D,B,W][Blank,M][Blank,B][Blank,0-9,A-Z,a-z]	standard
	347-480V	4000	MHB02140W48V40K[D,B,W][Blank,M][Blank,B][Blank,0-9,A-Z,a-z]	standard
		5000	MHB02140W48V50K[D,B,W][Blank,M][Blank,B][Blank,0-9,A-Z,a-z]	standard
180W	120-277V	4000	MHB02180W27V40K[D,B,W][Blank,M][Blank,B][Blank,0-9,A-Z,a-z]	standard
		5000	MHB02180W27V50K[D,B,W][Blank,M][Blank,B][Blank,0-9,A-Z,a-z]	standard
	347-480V	4000	MHB02180W48V40K[D,B,W][Blank,M][Blank,B][Blank,0-9,A-Z,a-z]	standard
		5000	MHB02180W48V50K[D,B,W][Blank,M][Blank,B][Blank,0-9,A-Z,a-z]	standard