

ROADWAY (MRL02)



DESCRIPTION

Mester MRL02 is designed to replace up to 400W MH, it provides excellent optical performance for a variety of area and road applications. The MRL02 series can reduce energy costs by up to 65%, coupled with low maintenance costs, further reducing budget costs, meeting customers' low budgets while having high-quality lighting. It also provides photocell, sensor and surge protection options, as well as excellent lumen maintenance, the MRL02 is ideal for sidewalks, parking lots and roads

SPECIFICATION FEATURES

Construction

- Heavy-duty cast aluminum housing and removable door 3G vibration rated to ensure strength of construction and longevity in application.
- Housing is completely sealed against moisture and environmental contaminants.
- EPA: 0.4567

Optics

- Available in IES Type 2, III distribution.
- Offered Standard in 3000K, 3500K, 4000K and 5000K (+/- 275K) CCT and minimum 70 CRI.
- Scalable Lumen Packages from 9,200 to 20,000 Lumens.
- Optics is precisely designed to shape the distribution, maximizing efficiency and application spacing.

Electrical

- Standard drivers feature electronic universal voltage 120-277V, 347V-480V operation.
- Standard 1-10V dimming and 10kA(@120-277V) / 20KA(@347-480V) common and differential- mode surge protection available.
- Greater than 0.9 power factor, less than 20% harmonic distortion, and is suitable for operation in -40°C to 40°C ambient environments.
- LED drivers mount to die-cast aluminum back housing for optimal heat sinking, operation efficacy, and prolonged life.

Lifespan

- Estimated 50,000-hour LED lifespan based on IES LM-80 results and TM-21 calculations.

Certifications

- DesignLights Consortium™ Qualified.
- UL cUL wet location listed.

Note: DesignLights Consortium™ Qualified and classified for DLC Standard (all lumen packages), refer to www.designlights.org for details.

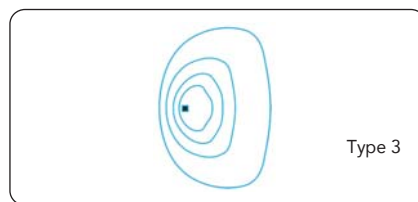
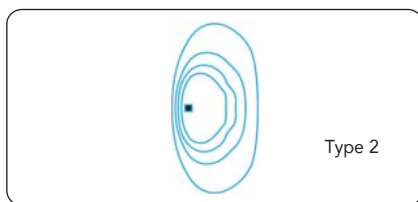
Warranty

- Five-year warranty.

PHOTOMETRICS

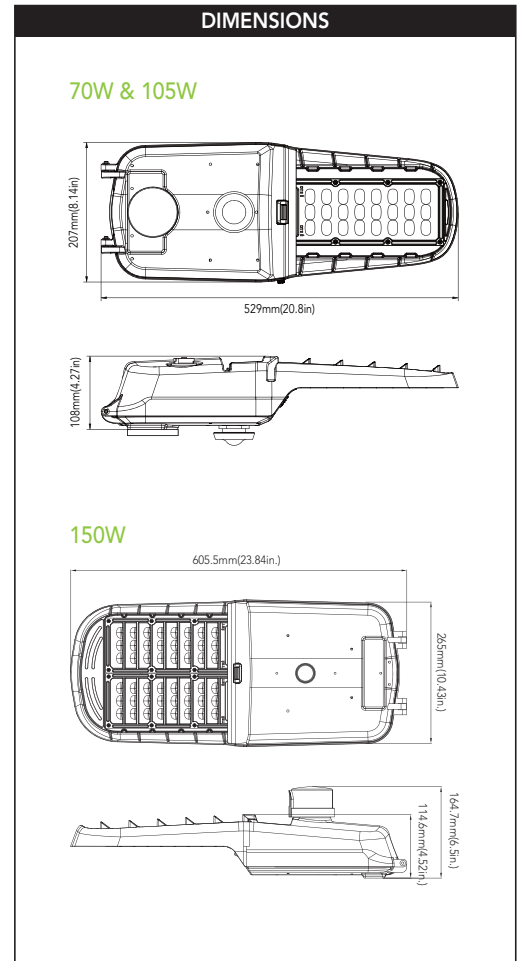
Type 2 optics creates an asymmetric distribution working well in walkway and roadway applications where more light is required "street side" than "house side".

Type 3 optics produces an asymmetrical pattern that directs the majority of the light forward and equally on both sides of the luminaire. In a back-to-back configuration, it creates a rectangular pattern which can extend pole spacings.



PERFORMANCE DATA

SYSTEM WATTS	VOLTAGE	DIST. TYPE	CRI	LUMENS (3000K)	LPW (3000K)	LUMENS (3500K)	LPW (3500K)	LUMENS (4000K)	LPW (4000K)	LUMENS (5000K)	LPW (5000K)	EPA
70W	120-277V	3	70	9600lm	137 lm/W	9600lm	137 lm/W	9900lm	141 lm/W	9900lm	141 lm/W	0.4567
70W	347-480V	3	70	9200lm	131 lm/W	9200lm	131 lm/W	9400lm	134 lm/W	9400lm	134 lm/W	0.4567
105W	120-277V	3	70	14300lm	136 lm/W	14300lm	136 lm/W	14600lm	139 lm/W	14600lm	139 lm/W	0.4567
105W	347-480V	3	70	14000lm	133 lm/W	14000lm	133 lm/W	14200lm	135 lm/W	14200lm	135 lm/W	0.4567
150W	120-277V/347-480V	2	70	19500lm	130 lm/W	19600lm	131 lm/W	19800lm	132 lm/W	20000lm	133 lm/W	0.4711
150W	120-277V/347-480V	3	70	19500lm	130 lm/W	19600lm	131 lm/W	19800lm	132 lm/W	20000lm	133 lm/W	0.4711



ELECTRICAL DATA

Number Of Drivers	Driver Current (mA)	Nominal Power (W)	INPUT VOLTAGE (V)	CURRENT (Amps)
1	1110	70	120	0.58
		70	208	0.34
		70	240	0.29
		70	277	0.25
1	1850	70	347	0.20
		70	480	0.15
1	850	105	120	0.88
		105	208	0.50
		105	240	0.44
		105	277	0.38
	2520	105	347	0.30
		105	480	0.22
1	5600	150	120	1.25
		150	208	0.72
		150	240	0.63
		150	277	0.54
		150	347	0.43
		150	480	0.31

ORDERING GUIDE

Example: MRL02 105W 27V XXK YYYYYY

Fixture Type	Wattage	Voltage	CCT	Finish	Photocell (Option)	Motion Sensor (Option)	Photometry	Power Adjustable(Option)	Internal Code
<input type="text"/>	<input type="text"/>	<input type="text"/>	<input type="text"/>	<input type="text"/>	<input type="text"/>	<input type="text"/>	<input type="text"/>	<input type="text"/>	<input type="text"/>
MRL02	70 70W 105 105W 150 150W	27V 120-277V 48V 347-480V	30K 3000K 40K 4000K 50K 5000K	SG Silver Gray D Dark Bronze B Black W White	P With Photocell Blank Without Photocell	M With Sensor Blank Without Sensor	T2' TYPE II T3 TYPE III	AD With Power Adjustable Blank Without Power Adjustable	Blank Alphanumeric

Note: 1. Only the 150W optional for TYPE II Photometry.