


LED emergency driver YH29,YH29A



Product description

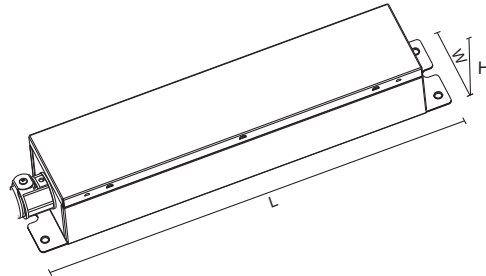
- Suit for 25W/16W and above lamp with internal or external led driver.
- Used with LiFePO4 and Ni-Cd battery.
- 15-50DVC,90-260DVC output
- LED emergency converter that can transfer standard LED fitting into emergency LED fitting.
- Accessary test switch and charge indicator.

Applications

- UL Listed for dry/damp locations.
- For use on a wide range of LED fittings to convert them from standard to emergency fitting.
- Additional Relay that can control standard LED driver.
- Deep discharge protection.
- Ambient range ta 0....50°C.
- IP20 protection.
- Not intended for use in luminaries for high-risk task area lighting.

Dimensions

L330×W67×H55 mm
L 12.9'× W 2.6'× H 2.2'



Ordering data

Model No.:	Input voltage	Output voltage/power (Emergency mode)	Battery pack	Duration (E.M mode)
YH29-15WN-50	100-347Vac 50-60Hz	15-50V 15W	Ni-Cd 12V 2.8Ah	90minutes
YH29-15WN-260	100-347Vac 50-60Hz	90-260V 15W	Ni-Cd 12V 2.8Ah	90minutes
YH29-24WL-50	100-347Vac 50-60Hz	15-50V 24W	LiFePO4 12.8V 4.5Ah	90minutes
YH29-24WL-260	100-347Vac 50-60Hz	90-260V 24W	LiFePO4 12.8V 4.5Ah	90minutes
YH29A-15WN-50	100-277Vac 50-60Hz	15-50V 15W	Ni-Cd 12V 2.8Ah	90minutes
YH29A-15WN-260	100-277Vac 50-60Hz	90-260V 15W	Ni-Cd 12V 2.8Ah	90minutes
YH29A-24WL-50	100-277Vac 50-60Hz	15-50V 24W	LiFePO4 12.8V 4.5Ah	90minutes
YH29A-24WL-260	100-277Vac 50-60Hz	90-260V 24W	LiFePO4 12.8V 4.5Ah	90minutes

YH29 series will be produced and delivered with a 300mm(11.8') metal flex pipe.
The length of the metal flex pipe could be customized with extra cost if needed.

LED emergency driver YH29,YH29A

Technical data

Item	Data
Rated input voltage	100-277VAC,100-347VAC,50/60Hz
Input current	120mA max
Input power	8W max
Power factor	0.6 @100VAC, 0.5@347VAC
Output wire L-out N-out (LED load input)	AC 6A Max
Output voltage range	15-50VDC;90-260VDC
Max output voltage	60VDC;280VDC
Battery pack voltage/capacity	LiFePO4 12.8V 4500mAh,57.6Wh Ni-Cd 12V 2800mAh,33.6Wh
Recharge current	0-400mA;0-200mA
Recharge time	24hours
Discharge time	90 minutes
Max. casing temperature tc	70°C

Protections:

- Input over current protection.
- Output over voltage protection.
- Output under current protection.
- Output short circuit protector.

Test switch

- Emergency conversion Kit will go into emergency mode if test switch is pressed when main supply is on, while it will go into charging mode if test switch is not pressed.
- In emergency mode, press the test switch for 3 seconds to turn off the current emergency state.

LED indicator

- Red stable: charging mode or charging full
- Red off: main power off for discharging mode

CAUTION:

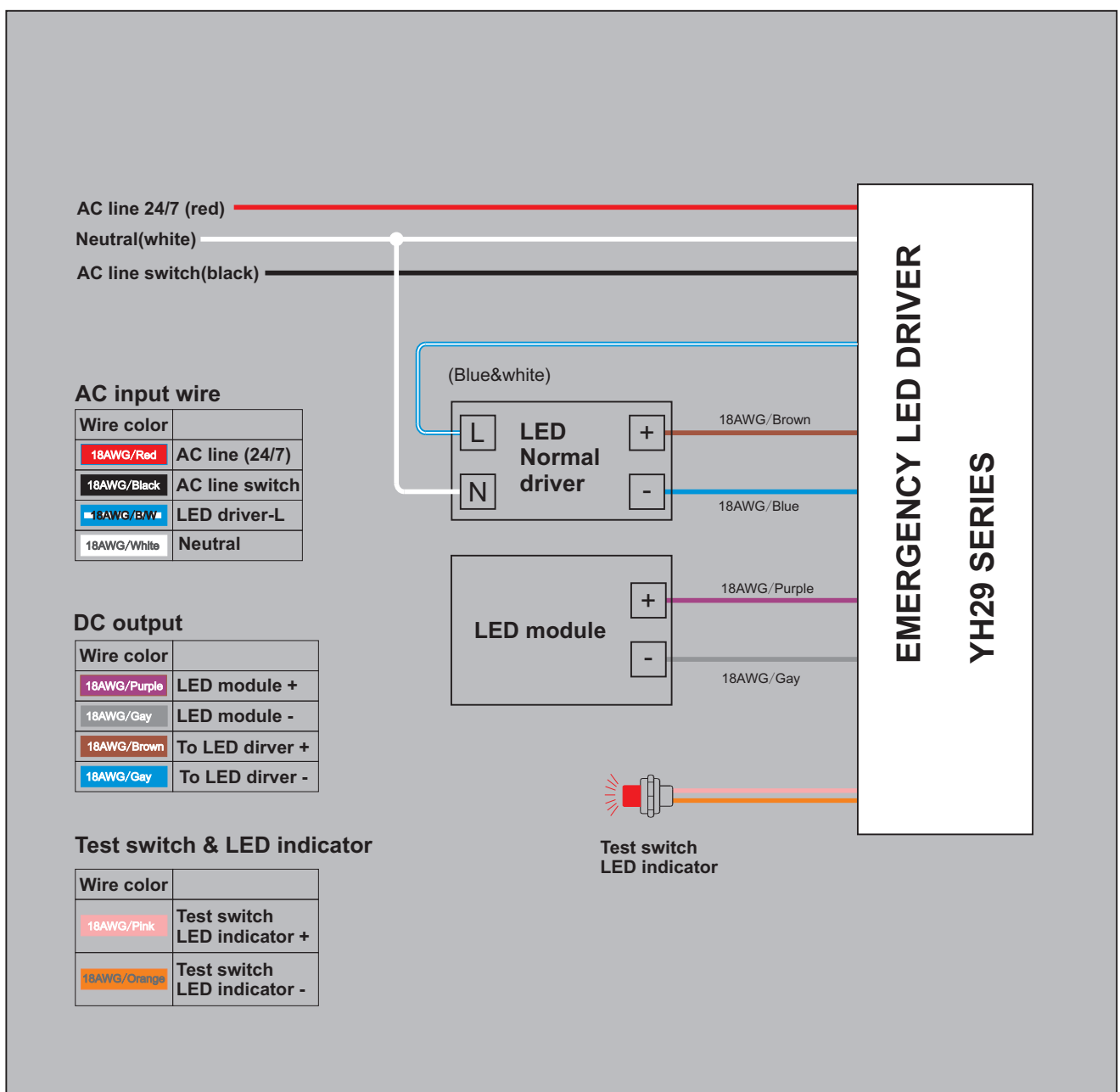
- **DO NOT USE OUTDOORS.**
- DO NOT MOUNT NEAR GAS OR ELECTRONIC HEATERS.
- EQUIPMENT SHOULD BE MOUNTED IN LOCATIONS AND AT HEIGHTS WHERE IT WILL NOT BE SUBJECTED TO TAMPERING BY UNAUTHORIZED PERSONNEL.
- THE USE OF ACCESSORY EQUIPMENT NOT RECOMMENDED BY THE MANUFACTURER MAY CAUSE AN UNSAFE CONDITION.
- DO NOT USE THIS EQUIPMENT FOR OTHER THAN ITS INTENDED USE.
- Use with grounded, UL Listed, damp location rated fixtures and case should be grounding.
- The equipment is intended for ordinary locations and for permanent installation into one or more Listed emergency luminaires.

LED emergency driver YH29F, YH29FA

Installation instruction:

- Please install this product properly by the licensed electrician.
- Surface mounting and suspending mounting are available.
- Please check and confirm all the data and usage surrounding before installation.
- Damp or wet location installation is OK.
- This item could be used in the sealed fixtures or installed open area of the fixtures.
- Please keep it away from the flammable materials with a place of good heat dissipation.
- Please charge the battery consistently for >24 hours for the first time usage so as to activate the whole battery cells of discharging/charging duration.

Wiring diagram



LED emergency driver YH29F, YH29FA

Maintenance:

- Please turn off the main power every 3 months, so as to let the battery operate a charging/discharging circle. This will help make battery sustain a longer lifetime.
- Please check the emergency function with the push test button.
- Battery capacity is >60% when factory deliver goods, so it could be consistently stocked for Max 12 months.

Notes:

Users are not suggested replacing the batteries by themselves. If needed, please use the nominated batteries pack by the manufacturer and contact with us for the instructions of maintenance.

Warranty

- Warranty 5 years.
- Except for the following circumstances:
 - 1) Improper installation or operation.
 - 2) Misuse.
 - 3) Abuse.
 - 4) Unauthorized or improper repair alteration.
 - 5) Accident or negligence in use, storage, transportation.
 - 6) Any natural acts.