

BillDa®
EMERGENCY POWER LEADER

30W/40W/60W



IP
65

RUGBY
EMERGENCY LED DRIVER

Hook



Main body


Cover

Waterproof
rupper Ring

Test Switch And
Indicator Light

Safety rope

Junction Box



Hang hook bolt



UFO



Features

- UL Listed for US and Canada.
- Listed for factory or field installation-UL924 & CSA C22.2 NO.141
- Constant power output: 30W/40W/60W
- Multi-voltage input: 100-347Vac/277-480Vac, 50/60Hz
- Battery protections: over charge protection, over discharge protection, short circuit protection
- Self testing monthly
- Easy installation, directly connect to AC input of UFO LED High Bay
- 5 years warranty
- Meets CEC Title 20 standards

Specifications

Input Voltage	100-347VAC 50/60Hz 277-480VAC	Test Switch/Charging Indicator Light	Remote Control
Output Voltage	180Vdc	Battery	Li-ion battery
Input Current	≤ 460mA	Charging time	≤ 24Hours
Input Power	15W	Output power	□30W□40W□60W
Emergency Time	90Minutes		
Warranty	5 Years	Weight	
Ambient Temp	-30°C to +60°C	Dimensions	

Model No.

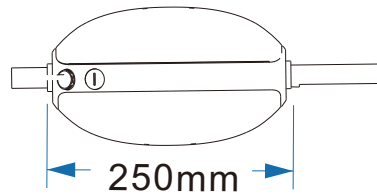
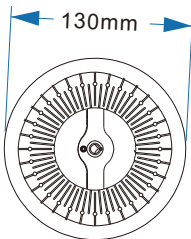
Model NO	Input Voltage	Emergency power	Emergency Time
Rugby-UFO30D/R	100-347Vac/277-480Vac	30	90Minutes
Rugby-UFO40D/R	100-347Vac/277-480Vac	40	90Minutes
Rugby-UFO60D/R	100-347Vac/277-480Vac	60	90Minutes



Installation



size

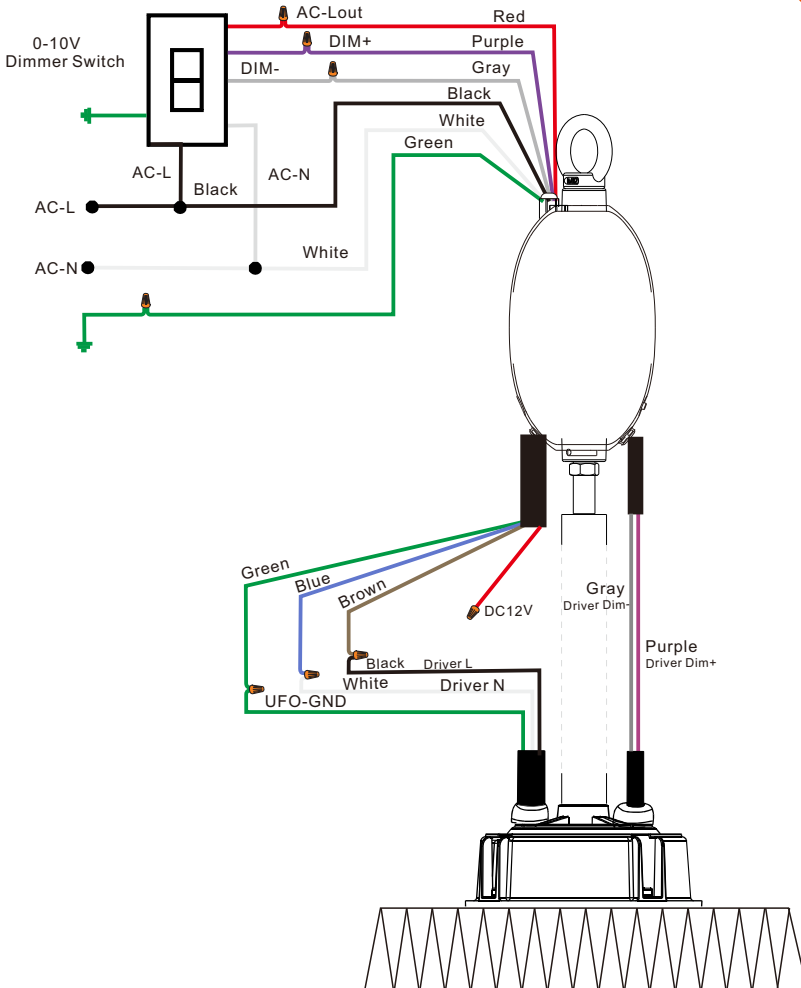


Wiring Diagram

Note: the Emergency Led Drivers Only Work With 0/1-10V Dimmable UFO LED Highbay

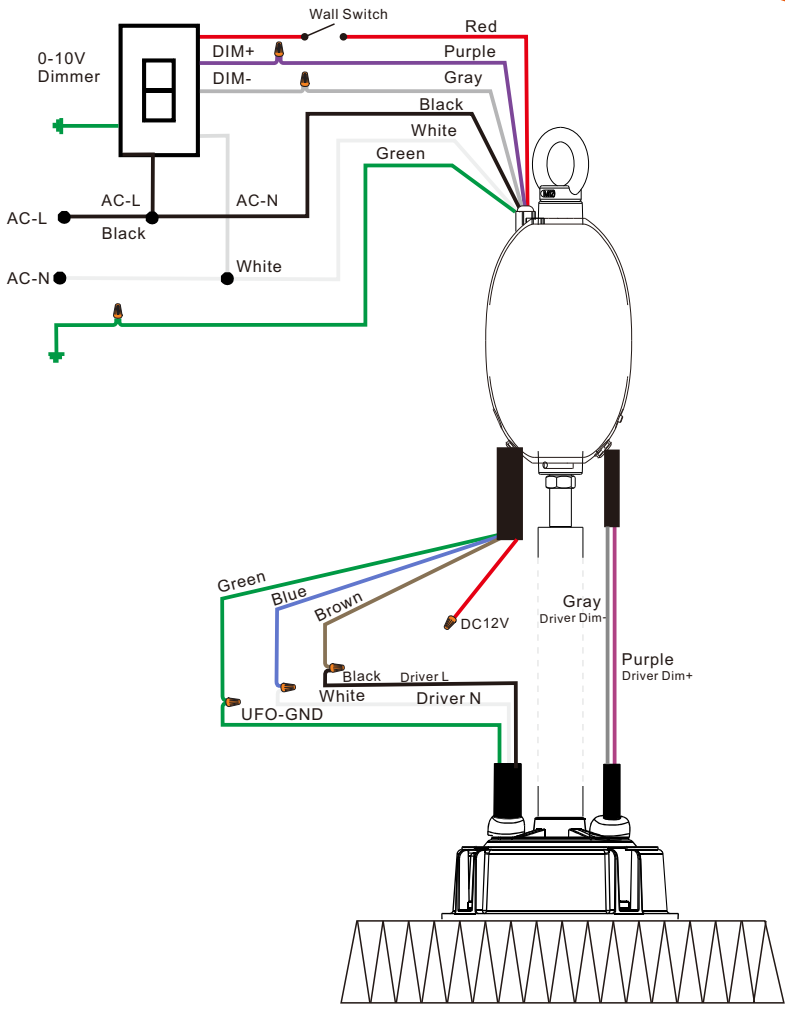
0-10V Dimmer Switch

1



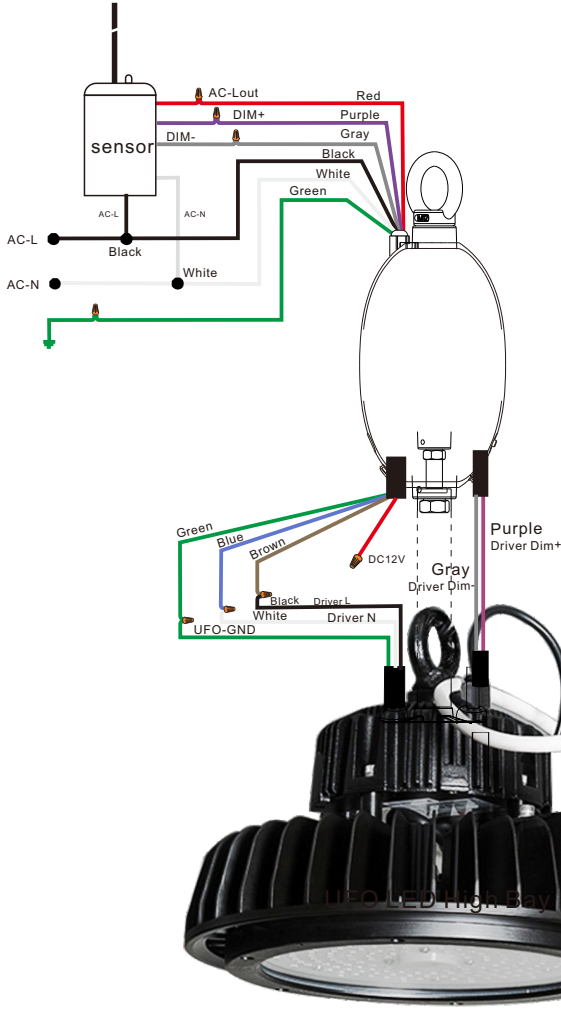
Note: the Emergency Led Drivers Only Work With 0/1-10V Dimmable UFO LED Highbay

0-10V Dimmer+Additional switch



Note:the Emergency Led Drivers Only Work With 0/1-10V Dimmable UFO LED Highbay

100-277V/347V AC Sensor



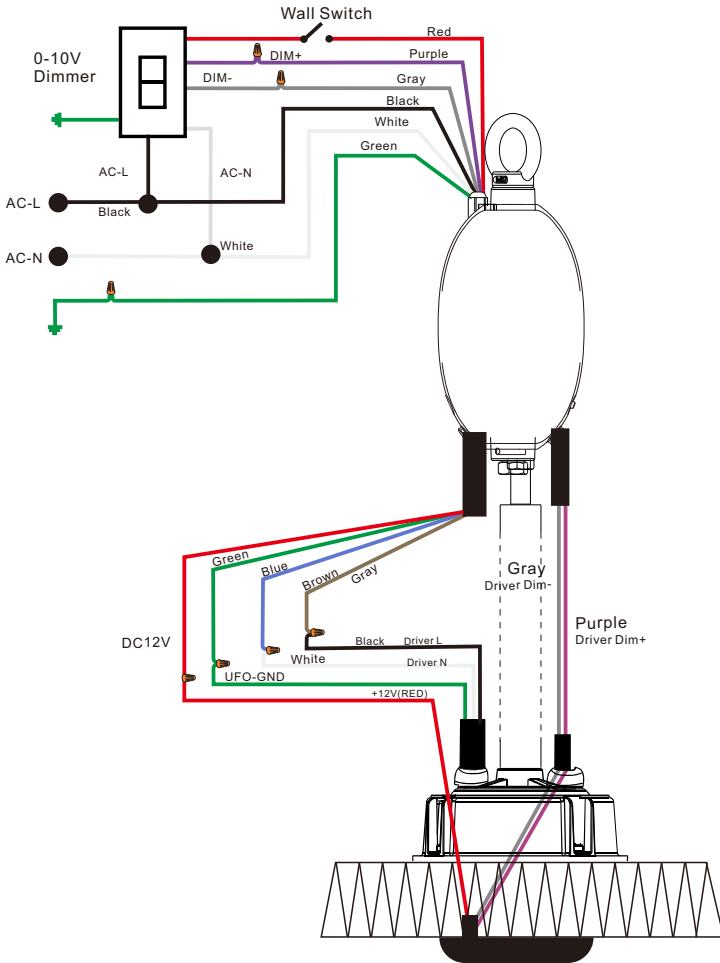
3



100-277V/347V AC Sensor

Note: the Emergency Led Drivers Only Work With 0/1-10V Dimmable UFO LED Highbay

DC12V Sensor+with/without 0-10V Dimmer switch



4

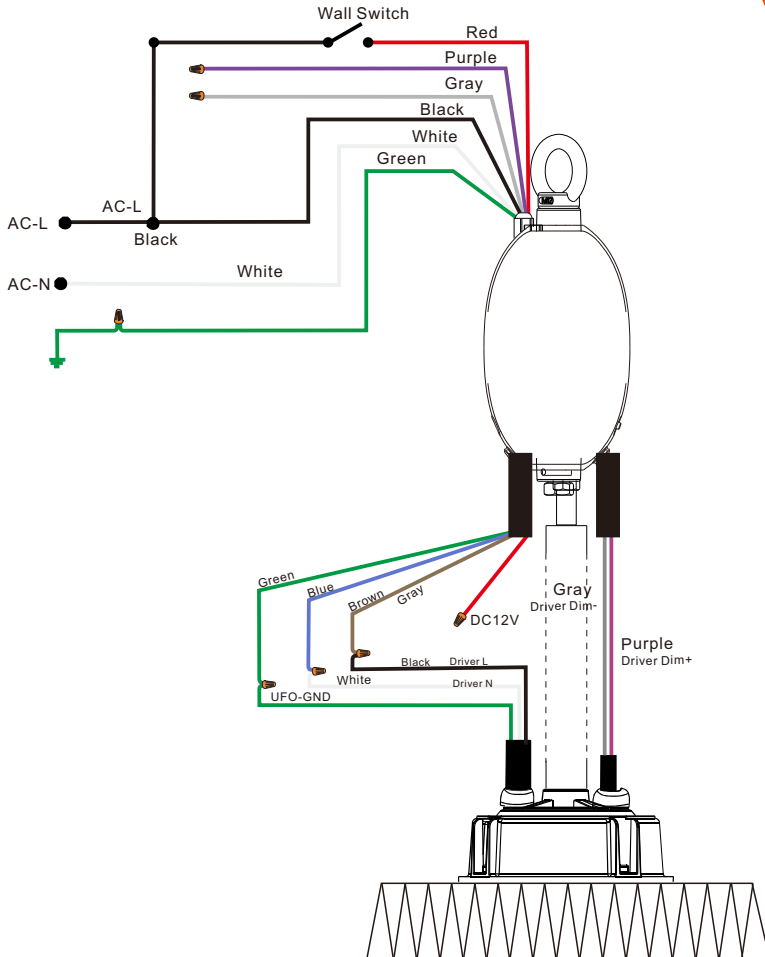


DC12V Sensor

Note: the Emergency Led Drivers Only Work With 0/1-10V Dimmable UFO LED Highbay

With Wall Switch (without Dimmer)

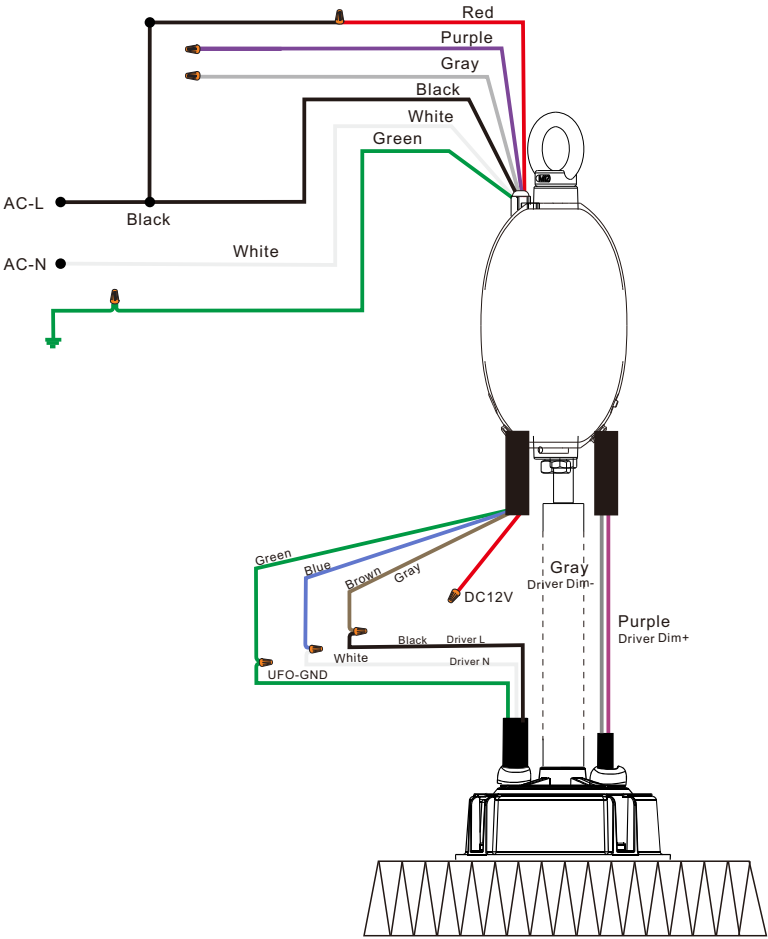
5



Note: the Emergency Led Drivers Only Work With 0/1-10V Dimmable UFO LED Highbay

Without Dimmer & Switch, 24hours Lighting

6



READ AND FOLLOW ALL SAFETY INSTRUCTIONS.

- Risk of fire or electric shock. Luminaire wiring and electrical parts may be damaged when drilling for installation of LED Emergency Backup. Check for enclosed wiring and components.
- Risk of fire or electric shock. This LED Emergency Backup installation requires knowledge of luminaire electrical systems. If not qualified, do not attempt installation. Contact a qualified electrician.
- Before installing, make certain the AC power to the fixture is off.
- The electrical rating of this product is 100–347Vac/277–480Vac. Installer must confirm that there is 100–347Vac/277–480Vac to the fixture before installation.
- To prevent electrical shock only mate unit connector after installation is complete and before the AC power to the fixture is back on.
- Do not use outdoors.
- Do not let power supply cords touch hot surfaces.
- Do not mount near gas or electric heaters.
- Do not connect battery pack connector until all other wiring is complete and AC power is on.
- Equipment should be mounted in locations and at heights where it is not be subjected to tampering by unauthorized personnel.
- The use of accessory equipment is not recommended by the manufacturer and may cause an unsafe condition.
- Do not use this equipment for other than its intended use.
- Use with grounded, UL Listed, dry or damp location rated fixtures.
- Make sure the load is not greater than 300W, more than this parameter will result in shortening discharge time.
- Repairs and maintenance must be carried out by qualified personnel



BillDa[®]
EMERGENCY POWER LEADER

ShenZhen BillDa Technology Co.,LTD

Web: www.billda.net Email: gm@billda.net sales@billda.net

Add: Bldg4-5,Tongfuyu industrial park, Aiqun Road, Shiyao Town, Shenzhen, Guangdong, China.